

# ONE STEP Feline Corona Virus Antigen Test

For veterinary diagnostic use only

## Anigen Rapid FCoV Ag Test Kit

### Principles

The Anigen Rapid FCoV Ag Test Kit is a chromatographic immunoassay for the qualitative detection of Feline Corona virus (FCoV) antigen in feline feces. The Anigen Rapid FCoV Ag Test Kit has two letters which are test (T) line and control (C) line on the surface of device. The control line is a reference line which provides the test is performing properly. The control line has to be appeared at all times after the test has performed. If the FCoV antigens exist in sample, a purple test line would appear in the result window. The highly selective antibodies to FCoV are used as a capture and detector in the assay. These antibodies are capable of detecting FCoV antigens in feline feces with high accuracy.

### Materials provided (10 Tests/Kit)

Materials	10 Tests/Kit
Anigen Rapid FCoV Ag Test device	10
Assay diluent tube	10
Disposable dropper	10
Disposable swab	10
Instructions for use	1

### Materials required, but not provided

- 1) Timer

### Precautions


- 1) The test kit is for feline use only. Do not use for other animals.
- 2) The test device is sensitive to humidity as well as heat. Perform the test immediately after removing the test device from the foil pouch.
- 3) Do not reuse the disposable dropper.
- 4) Apply the sample using disposable dropper vertically.
- 5) Do not touch the membrane in the result window of test device.
- 6) Do not use the test kit beyond the stated expiration date marked on the package label.
- 7) Do not use the test kit if the pouch is damaged or the seal is broken.
- 8) Do not mix components from different lot numbers because the components in this kit have been quality control tested as standard batch unit.
- 9) All samples should be handled as being potentially infectious. Wear protective gloves while handling samples. Wash hands thoroughly afterwards.
- 10) Decontaminate and dispose of all samples, used kits and potentially contaminated materials safely in accordance with national and local regulations.
- 11) Although the Anigen Rapid FCoV Ag Test Kit offers simple and quick measurement of Feline Corona virus (FCoV) antigen in feline feces, there may be a difference in the detection performance with other clinical or laboratory methods with more sophisticated principles.

### Storage and Stability

- 1) Store the test kit at 2~30 °C. **DO NOT FREEZE.**
- 2) Do not store the test kit in the direct sunlight.
- 3) The test kit is stable within the expiration date that marked on the package label.

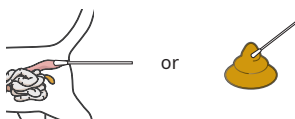
### Collection and Preparation of Sample

- 1) The feline feces should be used as a sample for this test.
- 2) The samples should be tested immediately after collection.
- 3) If samples are not tested immediately, they should be stored at 2~8 °C for 24 hours. For longer storage, freeze at -20 °C or below.
- 4) The amount of fecal swab may affect the results. It is required to follow the swab amount of feces as shown in the picture on the below. Excessive fecal amount may induce a false positive result and slow migration.

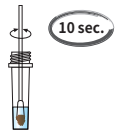


### Procedure of the Test

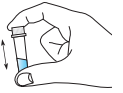
- 1) All reagents and sample must be at room temperature (15~30 °C) before use.
- 2) Collect feces samples using a swab.



- 3) Insert the swab into the assay diluent tube. Mix the swab until the sample has been dissolved into the assay diluent (Approximately 10 sec.).



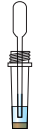
- 4) Recap the sample tube and mix it by inverting it 3~5 times.



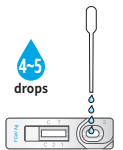
- 5) Wait for 1 minute to settle down the large particles.



- 6) Remove the test device from the foil pouch, and place it on a flat and dry surface.
- 7) Using the disposable dropper, take the supernatant sample in the tube.



- 8) Apply 4~5 drops of mixed sample into the sample hole, drop by drop vertically.



- 9) Start the timer. The sample will flow across the result window. If it does not appear after 1 minute, add one more drop of mixed sample to the sample hole.

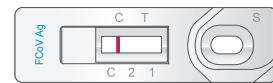


- 10) Interpret test results at 10 minutes. Do not read the result after 20 minutes.

### Interpretation of the Result

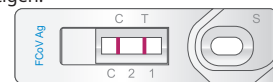
#### 1) Negative result

Only control ("C") line in the result window appears.



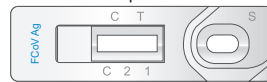
#### 2) Positive result

Test ("T") line and control ("C") line within the result window indicate the presence of FCoV antigen.



#### 3) Invalid Result

If the control ("C") line does not appear, the result might be considered invalid. The sample should be retested.



### Limitations of the Test

- 1) Although the Anigen Rapid FCoV Ag Test kit is very accurate in detecting Feline Corona virus antigen, a low incidence of false results can occur. Other clinical and/or laboratory tests might be required if questionable results are obtained. As other diagnostic tests, a definitive clinical diagnosis should not be based on the result of a single test, but should be diagnosed by the veterinarian after all clinical and laboratory findings have been evaluated. The detection limit of this kit is about  $1.97 \times 10^{4.0}$  TCID<sub>50</sub>/ml.
- 2) The reading window may show a light pink background coloration; this will not affect the accuracy of the results.
- 3) BioNote and its distributors cannot be held responsible for the consequences of misuse or misinterpretation of the results given by the test.

Doc. No.: I1205-9E  
Issued date: Jun. 08, 2022